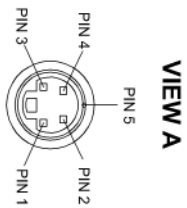
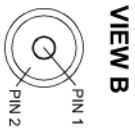


RevNo	Revision note	Date	Signature	Checked
1	DRAWING REVISED & PIN DETAIL ADDED	21/04/2011	DK	LB
2	LABELS REMOVED.	12/07/2011	DK	LB



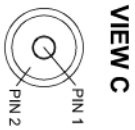
PIN #	WIRE COLOUR	DESCRIPTION
1	NOT USED	NOT USED
2	RED	AUDIO
3	WHITE	VIDEO
4	NOT USED	NOT USED
5	BLACK	GROUND

4 PIN MALE MATING FACE



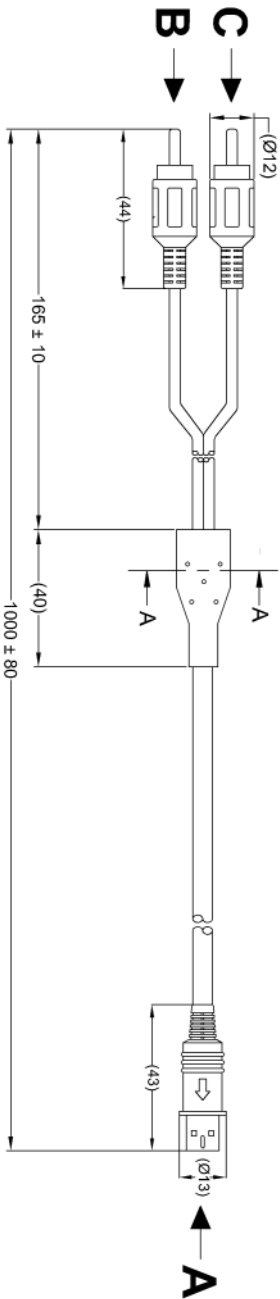
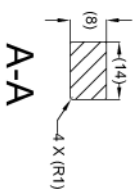
PIN #	WIRE COLOUR	DESCRIPTION
1	WHITE	VIDEO INPUT
2	BLACK	GROUND

YELLOW PHONO MALE MATING FACE



PIN #	WIRE COLOUR	DESCRIPTION
1	RED	AUDIO INPUT
2	BLACK	GROUND

WHITE PHONO MALE MATING FACE



SPECIFICATIONS
1. CONNECTOR GUIDES MUST LINE UP WITH ARROW.

NOTES:

1. DIMENSIONS IN MM

PROPRIETARY NOTICE
THIS DESIGN AND TECHNICAL INFORMATION APPEARING ON THIS DRAWING IS THE PROPERTY OF BRIGADE ELECTRONICS PLC, AND IS DISCLOSED IN CONFIDENCE. IT IS NOT TO BE COPIED, REPRODUCED, REVEALED TO OR APPROPRIATE BY OTHERS, EITHER IN WHOLE OR IN PART, WITHOUT THE EXPRESS WRITTEN CONSENT OF BRIGADE ELECTRONICS PLC.

ASSEMBLY PLANT REF: TBD

Item#	Quantity	Title/Name, designation, material, dimension etc	Article No./Reference
Designed by M.BUTLER	Checked by LBRAR	Approved by - date DKERAI	Date 25/04/2008
BRIGADE ELECTRONICS			AC-016 (#2150)
			Edition A
			Sheet 1/1